



Stage Right

2004R Transbrake Instructions

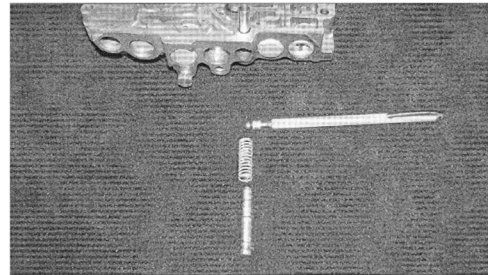
1. Remove and replace spool valve with Stage Right™ spool valve as pictured to the right.



2. Remove Lo/Overrun check ball from valve body as pictured, this cavity will remain empty. Note location of (2) remaining check balls, they will remain in the same location when valve body is re-installed. The check ball that is removed will be used later.

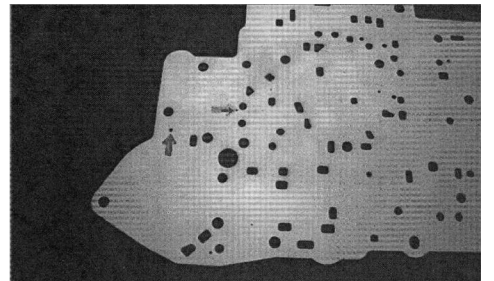


3. Remove the Overrun clutch valve assembly as pictured. Re-install in reverse order with the check ball removed in step (2) being installed first. The valve face touching the check ball may need to be ground for clearance.



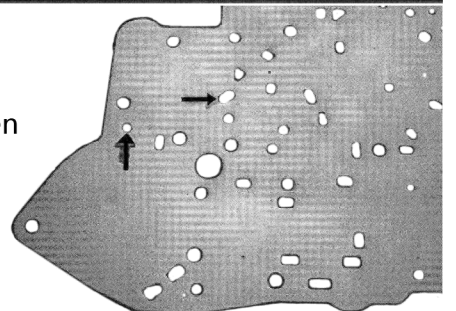
4. Drill (2) holes to .215, in the locations indicated by the image.

NOTE: The .215 diameter holes will be very close to $\frac{1}{4}$ in size, they need to be exactly .215! Do **NOT** drill to $\frac{1}{4}$!



5. The image to the right depicts what the holes drilled and filed in step (4) should resemble when done.

NOTE: The shape of the hole to the far right, when space between enlarged hole and existing hole are filed to connect, the (2) holes become (1) hole in the shape of a bathtub.




How to operate the Stage Right™ Transbrake

Pull shift lever down into the Lo-1 position to set the brake.
Depress gas pedal to raise RPMs and/or spool turbo to desired level.
When ready, quickly move shift lever up into drive position, the vehicle will launch and shift automatically.

NOTE: Use of a shifter gate with stock shifter is recommended to prevent accidental shifting into neutral or reverse, which may cause **SEVERE DAMAGE**.

Originally manufactured for the Stage Right™ Transbrake application for the 200-4R transmission, these brackets are designed to prevent accidental up shifting into Overdrive, Neutral, Reverse or Park. The release button on the shifter handle must be used to shift from Drive to Overdrive, Neutral, Reverse or Park. Laser cut from 11 Ga. Type 304 stainless steel, these Shifter Detent Brackets are a direct bolt in replacement for the original bracket and use the original bolts. No modification required. Great for racing with the stock shifter.



Sold separately at GbodyParts.com and StageRightTransmissions.com

The Stage Right™ Transbrake is not intended to replace factory components, and is not designed to operate as a similar component installed from the factory. It is intended for off-road and/or racing purposes. Installation and operation of this kit, and all components contained therein, constitute acceptance of all liability, releasing Stage Right™ Transmissions, LLC, from all indemnity.

ATTENTION: DO NOT SHIFT TRANSMISSION INTO LO-1 (first gear) AFTER THE VEHICLE IS MOVING! MAY CAUSE SEVERE DAMAGE TO VEHICLE, BODILY INJURY OR EVEN DEATH. KEEP THIS IN MIND IF ANYONE OTHER THAN YOU WILL BE DRIVING THE VEHICLE.